

Water Action Volunteers Stream Monitoring Data Recording Form - Version 2015.1.4

Station Info	WAV Station Number*: _____ Date*: ____/____/20____ Time*: _____ AM or PM
	WAV Station Name*: _____
	Team Member Name(s)*: _____

*Denotes required field

Weather	Weather: (circle one) Sunny Partly Sunny Cloudy Rain Thunderstorm Snow	Sampling Date: (circle one) Primary Safety Other
	Weather over past two days: _____	
	Current Stream Condition : (circle one) Normal Flooding Dry Stagnant Frozen Other	
	Observations: _____	

	Parameters Tested	Your Results	Units			
WAV Monitoring Parameters	Air Temperature		°C			
	Water Temperature		°C			
	Dissolved Oxygen (D.O.) Sampling Method	Circle One: Hach Kit LaMotte Kit YSI 550A Meter Other: _____		-		
	D.O. mg/L	No. of Titration Drops: _____ No. of Plastic Measuring Tubes: _____	Dissolved Oxygen Content: _____	mg/L		
	D.O. % Saturation			%		
	pH			-		
	Transparency	Tube Length (circle one)	Trial #1	Trial #2	Average	-
		60 cr 100 cm 120 cm				cm
	Specific Conductance	ECTestr reading: _____ ms/cm or µS/cm (circle units displayed)				
	Chloride Sample	Collected? Y ___ N ___ Point/Outfall Number: _____				
Total Phosphorus Sample	Collected? Y ___ N ___ Point/Outfall Number: _____					

Streamflow Monitoring	Streamflow was monitored this sampling event (select one): Yes ___ No ___						Length Assessed: _____ ft	
	If No, why not? _____						Stream Width*: _____ ft	
	Stream Depth Measurements							
	Point	Depth	Point	Depth	Depth Conversion Chart			
		10 th Feet		10 th Feet	Ft/In	10 th Ft	Ft/In	10 th Ft
	1	0	11		3/8-7/8	0.05	6 ^{3/8} -6 ^{7/8}	0.55
	2		12		1-1 ^{1/2}	0.1	7-7 ^{3/8}	0.6
	3		13		1 ^{5/8} -2	0.15	7 ^{1/2} -8	0.65
	4		14		2 ^{1/8} -2 ^{5/8}	0.2	8 ^{1/8} -8 ^{5/8}	0.7
	5		15		2 ^{3/4} -3 ^{1/4}	0.25	8 ^{3/4} -9 ^{1/4}	0.75
6		16		3 ^{3/8} -3 ^{7/8}	0.3	9 ^{3/8} -9 ^{7/8}	0.8	
7		17		4-4 ^{3/8}	0.35	10-10 ^{3/8}	0.85	
8		18		4 ^{1/2} -5	0.4	10 ^{1/2} -11	0.9	
9		19		5 ^{1/8} -5 ^{5/8}	0.45	11 ^{1/8} -11 ^{5/8}	0.95	
10		20		5 ^{3/4} -6 ^{1/4}	0.5	11 ^{3/4} -12	1.0	
						Velocity Float Trials		
						Trial Number	Time (Seconds)	
						1		
						2		
						3		
						4		
						Velocity Correction Factor		
						Circle the bottom type		
						Rough	0.8	
						Smooth	0.9	

Monitoring Equipment Calibration	DO Meter: Yes ___ No ___ pH Meter: Yes ___ No ___ ECTestr Yes ___ No ___
---	---

Equipment Cleaning and Disinfection	Boots/Waders/Footwear and other monitoring materials cleaned and disinfected? Yes ___ No ___
--	--

Expected Ranges for Parameters ☺	
H2O Temperature:	12-30 °C
Dissolved Oxygen:	3-7 mg/L
D.O % Saturation:	90-110 %
pH:	6.0-9.0
Transparency Tube:	≤120 cm

Thermistor

Serial #: _____ Type: HOBO (long grey) TIDBIT (yellow) TIDBIT V2 (orange)

Activity Performed (circle one): Deployment Retrieval Monthly Check

Deployment/Retrieval Time: _____ AM or PM Monthly Check - thermistor submersed? Yes _____ No _____

Describe location of thermistor if you deployed it today, or action(s) taken if thermistor was not submersed:

Biotic Index (monitored in May and late September/early October)

****You may use the *Key to Macroinvertebrate Life in the River* to help you identify macroinvertebrates**
Group 1: These are sensitive to pollutants. Circle each animal found.



Stonefly Larva



Dobsonfly Larva



Alderfly Larva



Water Snipe Fly Larva

No. of group 1 animals circled:

Relative Size Key:



= larger than picture



= smaller than picture

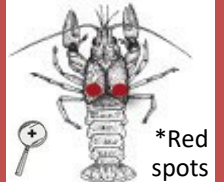
Key Aquatic

Invasive

Species (AIS)

Circle AIS shown below if you think you found any:

Rusty Crayfish



Asian Clam



New Zealand Mudsnail




Faucet Snail



If found, collect voucher or photo and report to DNR or WAV Coordinator.

Group 2: These are semi-sensitive to pollutants. Circle each animal found.



Caddisfly Larva*

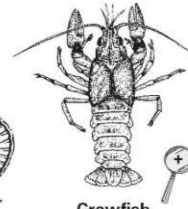
*All Caddisfly Larva = 1



Dragonfly Larva



Water Penny




Crawfish

No. of group 2 animals circled:



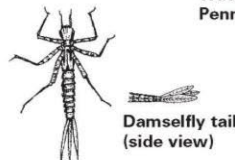
Crane Fly Larvae



Freshwater Mussel or Fingernail clam



Mayfly Larva



Damselfly Larva

Damselfly tail (side view)



Riffle Beetle Larva*



Riffle Beetle Adult*

*All Riffle Beetles = 1

Group 3: These are semi-tolerant of pollutants. Circle each animal found.



Black Fly Larva



Non-Red Midge Larva



Snails: Orb or Gilled (right side opening)



*All Snails = 1



Amphipod or Scud

No. of group 3 animals circled:

Group 4: These are tolerant of pollutants. Circle each animal found.



Pouch Snail (left side opening)



Isopod or Aquatic Sowbug



Bloodworm Midge Larva (red)



Leech



Tubifex Worm

No. of group 4 animals circled:

Date data entered into SWIMS? ____/____/____

Data Entry Volunteer Initials: _____